



Sistema Slim

Abatibles, proyectables y fijos

Window World



**CATALOGO GENERAL DEL SISTEMA
ABATIBLE SLIM**

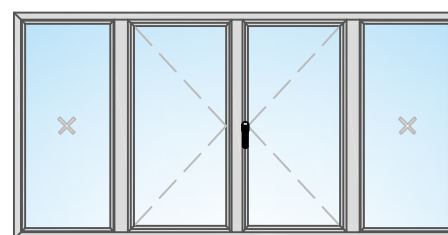
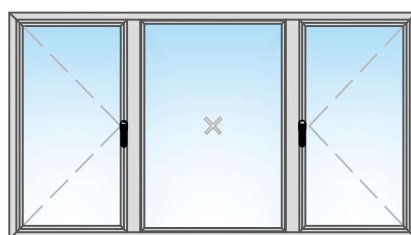
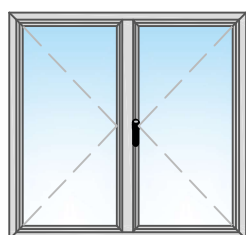
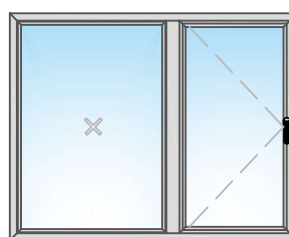
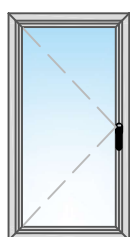
ÍNDICE

| | |
|---|----|
| Generalidades..... | 2 |
| Configuraciones posibles..... | 2 |
| Secciones de perfiles..... | 3 |
| Ensamble: | |
| Sistemas proyectable y abatible individuales..... | 9 |
| Sistema abatible exterior + módulo fijo..... | 9 |
| Sistema abatible exterior + fijo superior..... | 10 |
| Sistema abatible doble exterior..... | 11 |
| Sistema abatible exterior + fijo central..... | 12 |
| Sistema abatible doble exterior..... | 13 |

GENERALIDADES DEL SISTEMA SLIM

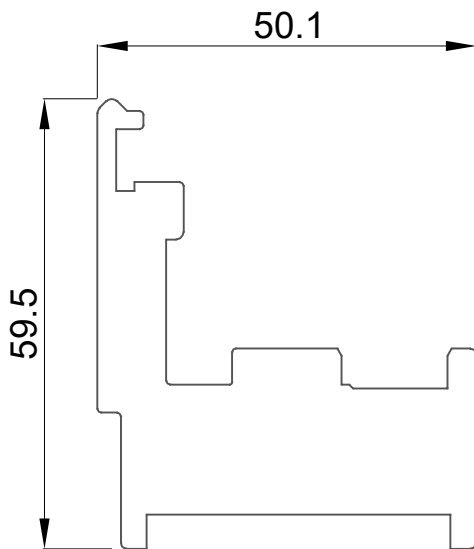
| | Mínimo | Máximo |
|---------------------------------------|--|---------|
| Ancho de la hoja: | Abatible interior: cualquiera Abatible exterior: 450 mm | 1100 mm |
| Alto de la hoja: | | 1800 mm |
| Dimensión del perfil de hoja: | 47x68.8 mm | |
| Dimensión del perfil de marco: | Para malla fija: 50.1mm x 59.5mm Para abatible: 40mm x 47mm | |
| Peso máximo: | 80 kg | |
| Espesor máximo de vidrio: | 32 mm | |

CONFIGURACIONES POSIBLES

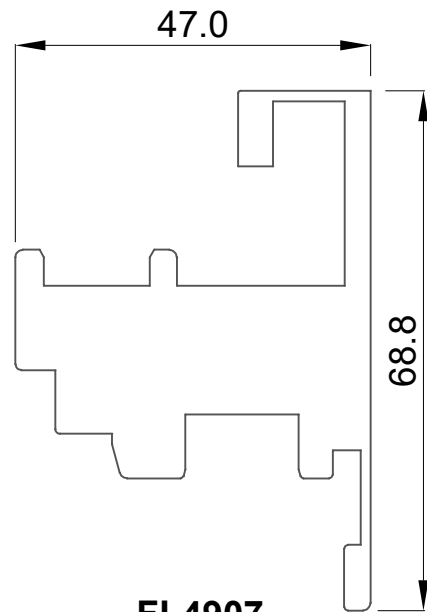


Escala 1:1

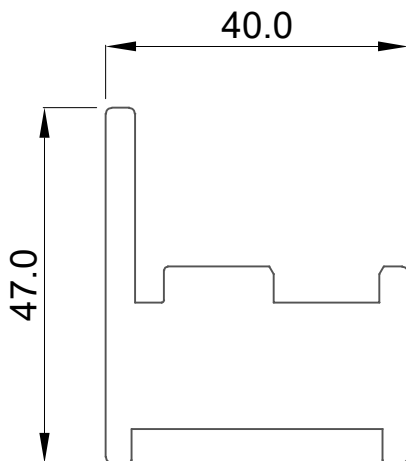
Secciones genéricas



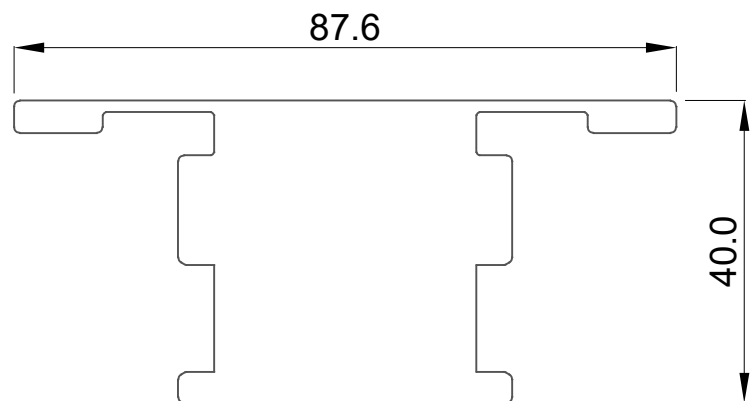
FI-5367
MARCO PARA MALLA FIJA



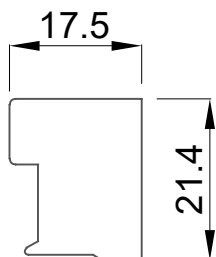
FI-4907
HOJA ABATIBLE
APERTURA EXTERIOR



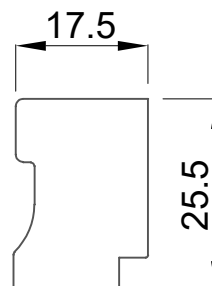
FI-4908
MARCO DE ABATIBLE



FI-3708
DIVISOR



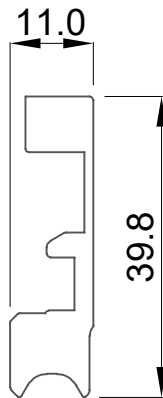
FI-4261
JUNQUILLO RECTO



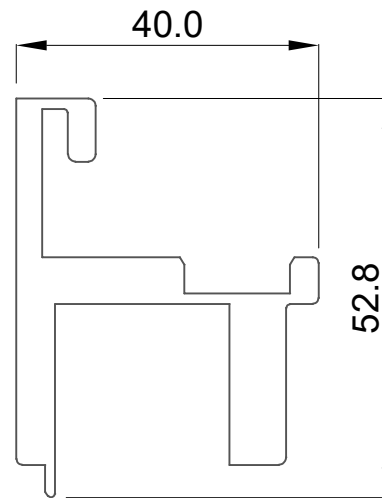
FI-5123
JUNQUILLO CLIPADO

Escala 1:1

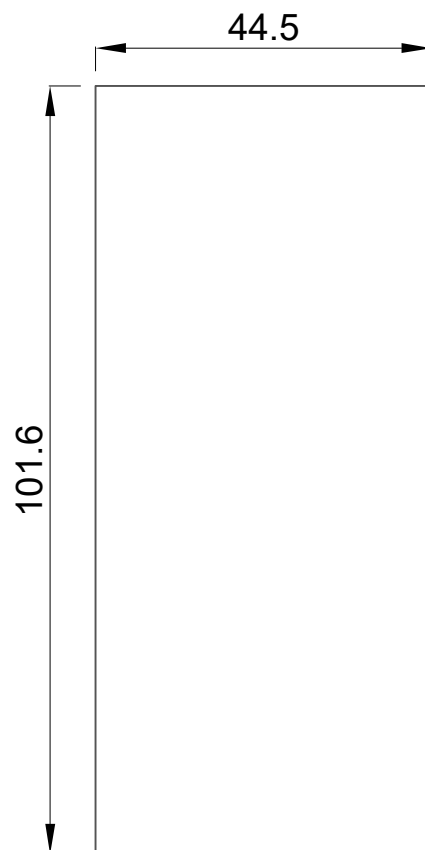
Secciones genéricas



FI-4933
PERFIL MALLA



FI-5045
INVERSOR DE JUNQUILLO



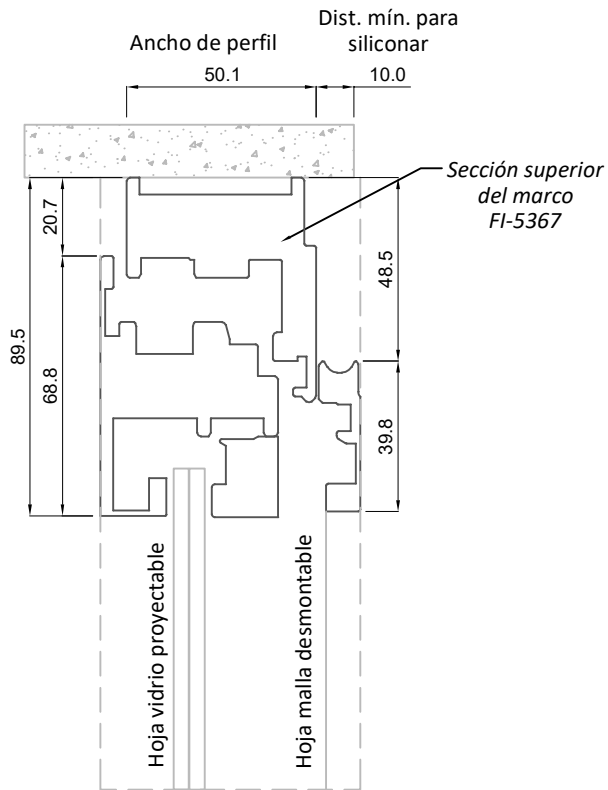
FI-0374
TUBO 4" X 1 3/4"

Secciones genéricas

Escala 1:2

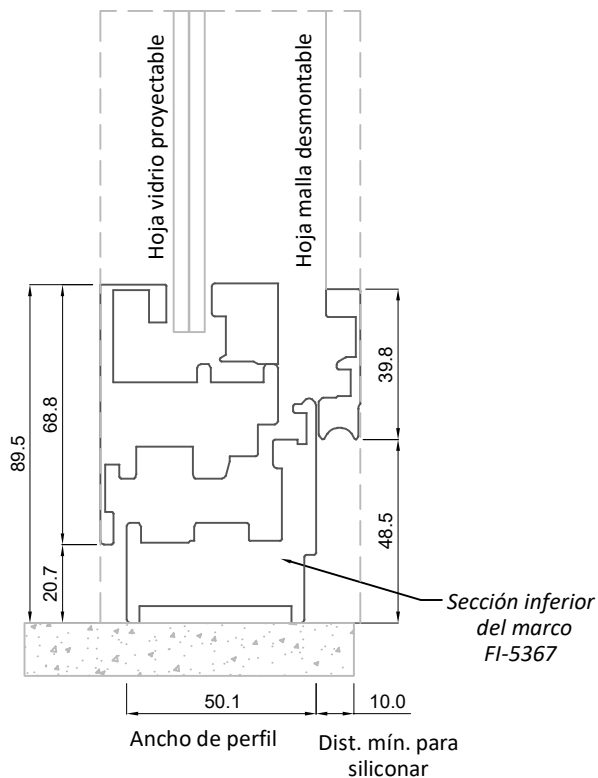
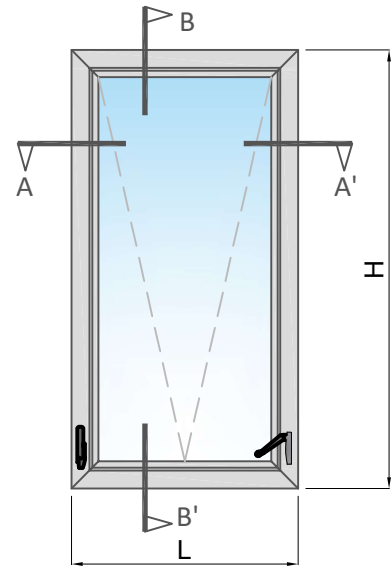
Sección B-B'

Corte Vertical

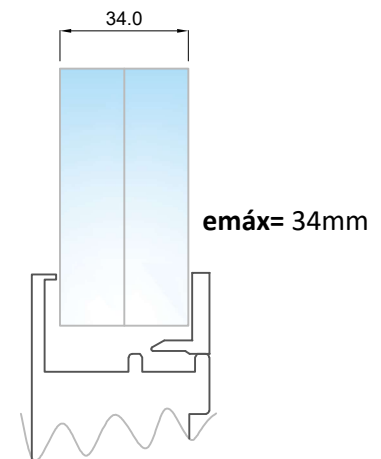


Ventana Genérica Proyectable

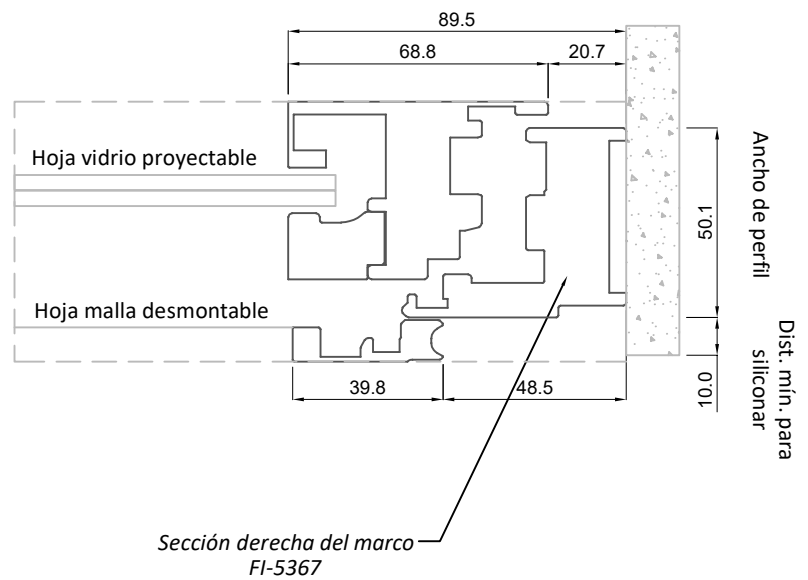
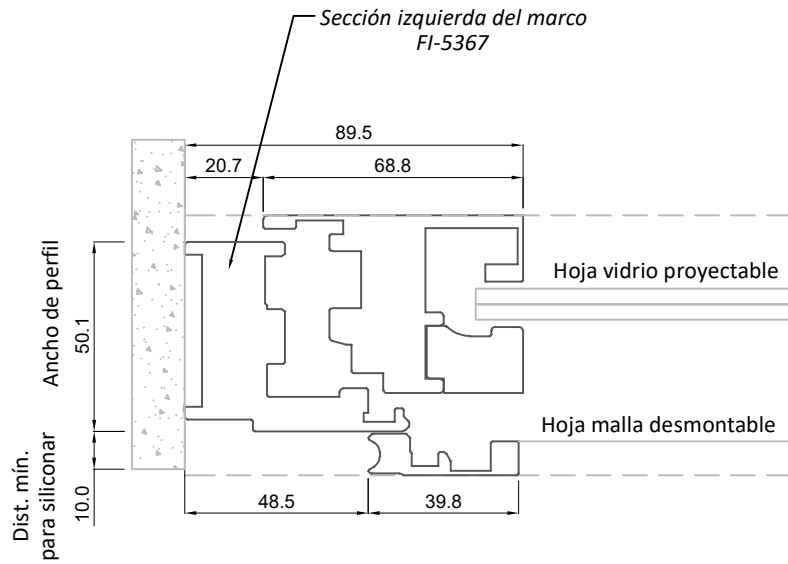
Opción: Malla fija desmontable



Detalle de espesor de vidrio



Corte Horizontal

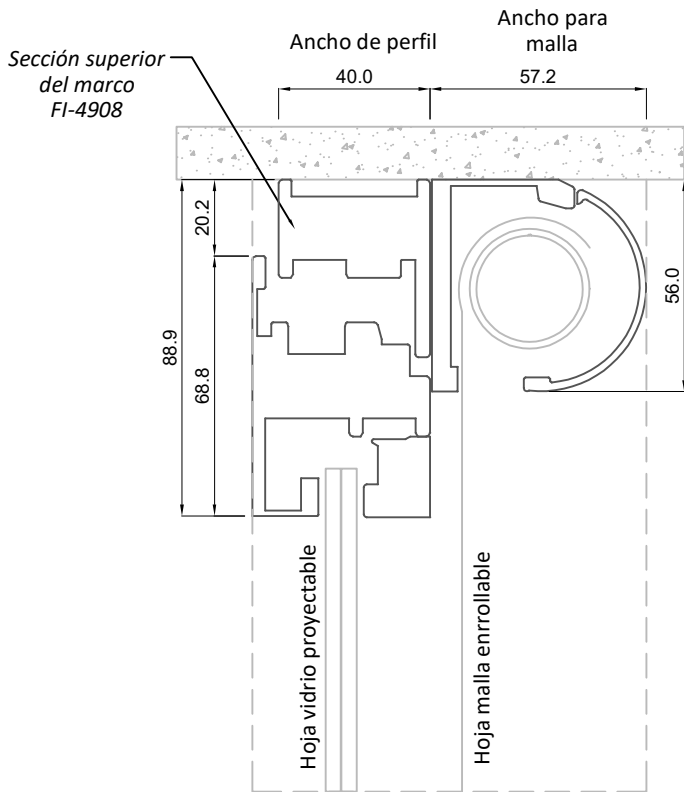


Secciones genéricas

Escala 1:2

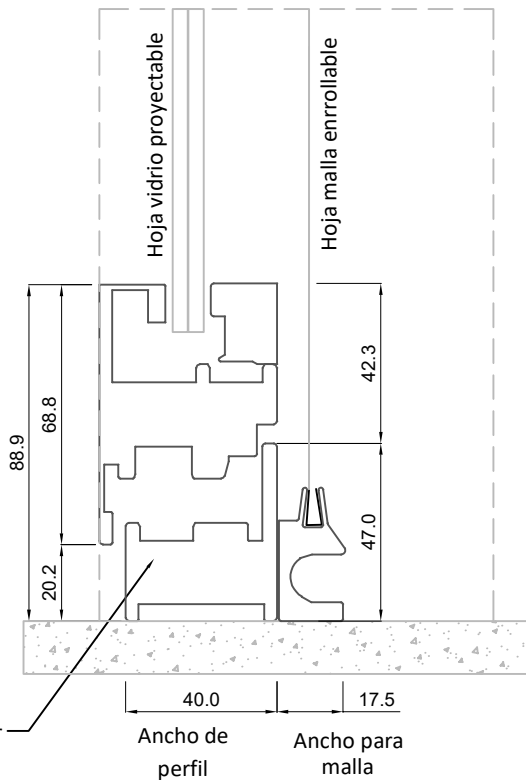
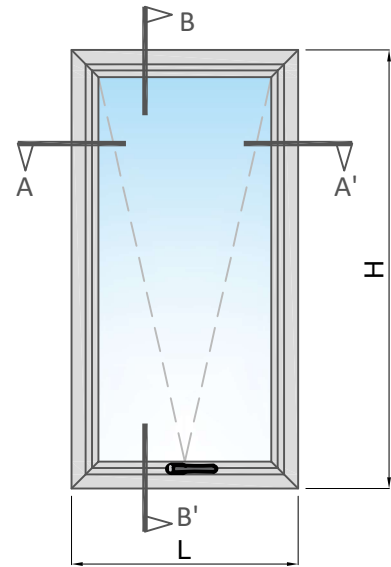
Sección B-B'

Corte Vertical

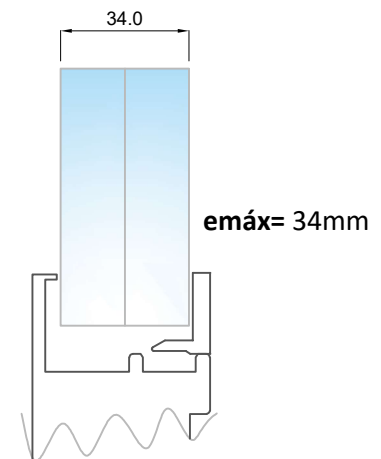


Ventana Genérica Proyectable

Opción: Malla enrollable Serena

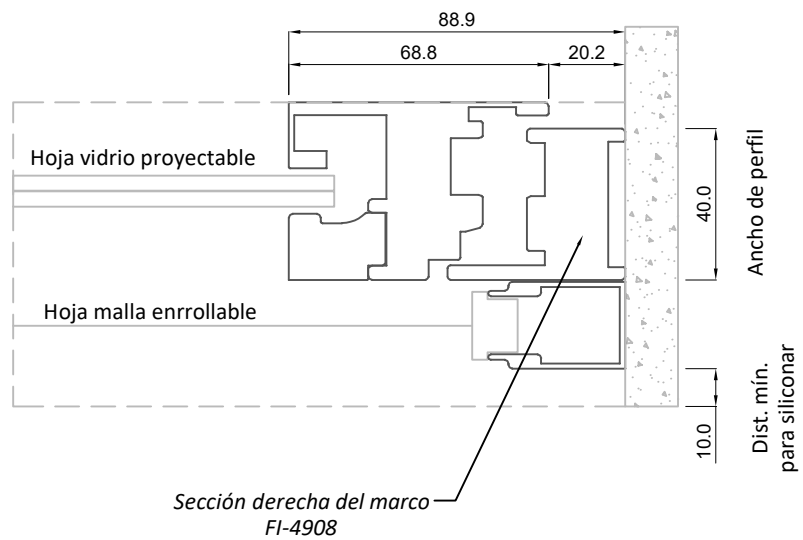
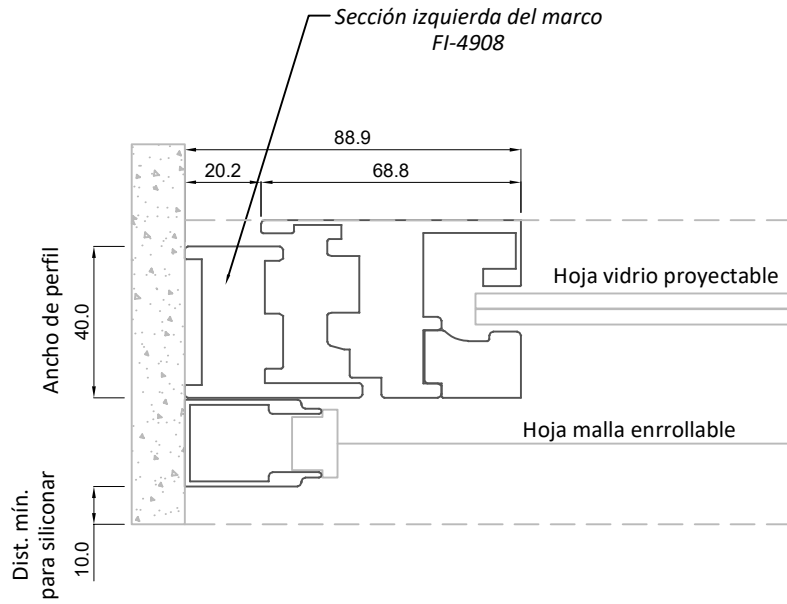


Detalle de espesor de vidrio



Unidades en milímetros

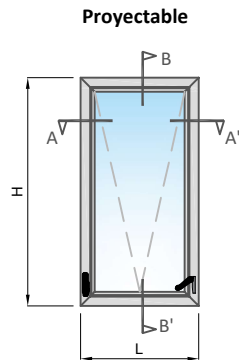
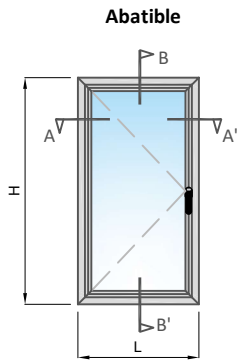
Corte Horizontal



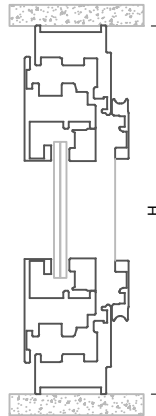
Slim Ventana

Proyectable y Abatible

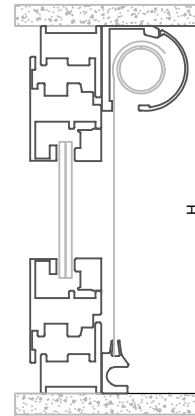
Escala 1:5



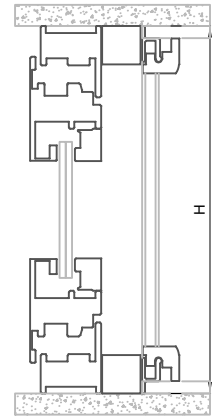
Proy. o Abat. exterior con malla fija
Marco FI-5367
Sección B-B'




Proy. o Abat. exterior con malla enrollable Serena
Marco FI-4908
Sección B-B'



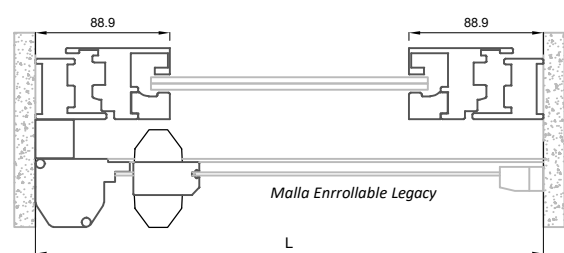
Abatible exterior con malla enrollable Legacy
Marco FI-4908
Sección B-B'




Proy. o Abat. exterior con malla fija / Marco FI-5367
Sección A-A'



Abatible exterior con malla enrollable Legacy / Marco FI-4908
Sección A-A'



Proy. o Abat. exterior con malla enrollable Serena / Marco FI-4908
Sección A-A'



Nota:

- La malla es opcional.

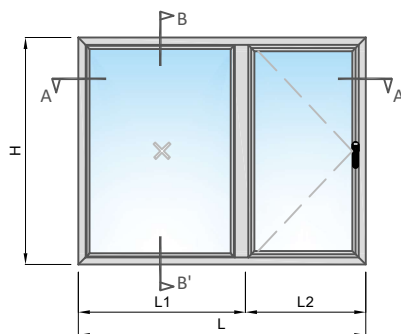
Slim Ventana

Abatible exterior + Modulo Fijo

Escala 1:5

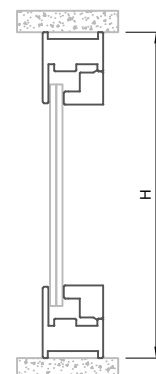
Nota:

- La malla es opcional.

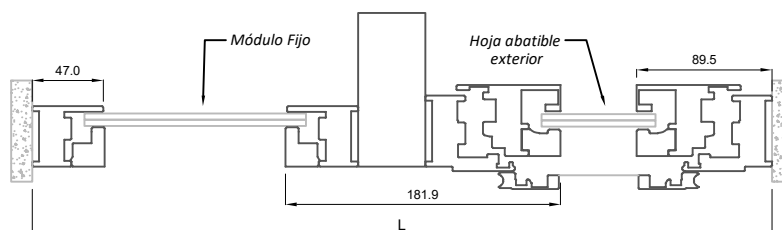


Mampara Fija cuando hoja abatible va con malla Fija

Sección B-B'

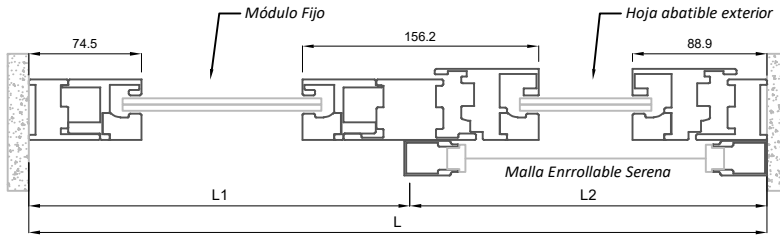


Abatible exterior con malla fija / Marco FI-5367
Sección A-A'



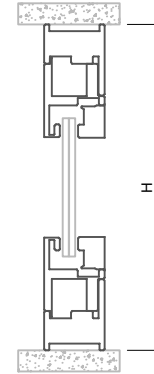
Abatible exterior con malla enrollable Serena / Marco FI-4908

Sección A-A'



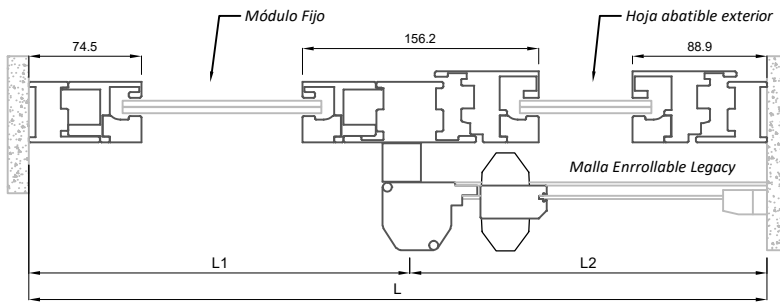
Mampara Fija cuando hoja abatible exterior va con malla enrollable

Sección B-B'



Abatible exterior con malla enrollable Legacy / Marco FI-4908

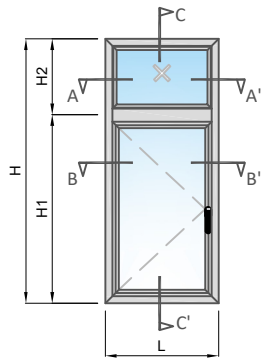
Sección A-A'



Escala 1:5

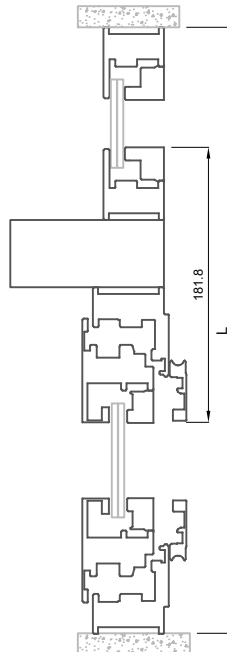
Slim Ventana

Abatible exterior + Fijo Superior



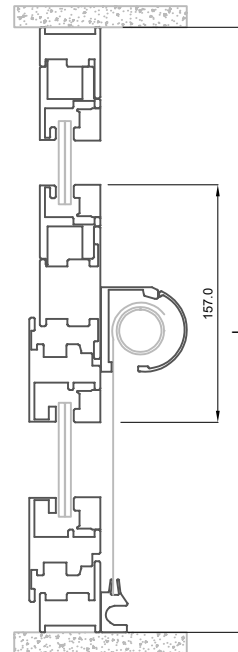
Abatible exterior con malla fija
Marco FI-5367

Sección C-C'



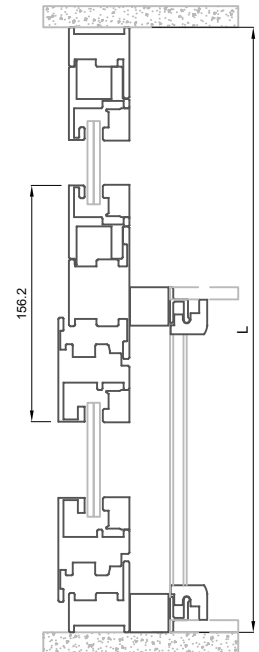
Abatible exterior con malla enrollable Serena
Marco FI-4908

Sección C-C'



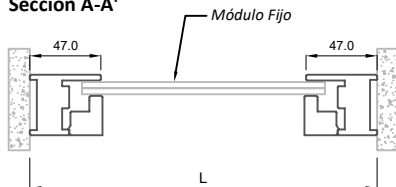
Abatible exterior con malla enrollable Legacy
Marco FI-4908

Sección C-C'

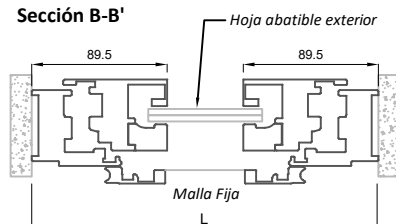


Abatible exterior con Malla fija / Marco FI-5367

Sección A-A'



Sección B-B'

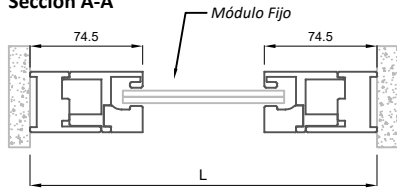


Nota:

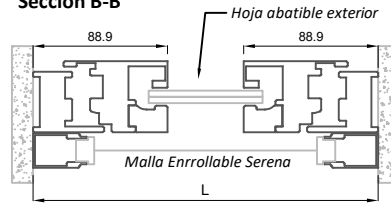
- La malla es opcional.

Abatible exterior con Malla enrollable Serena / Marco FI-4908

Sección A-A'

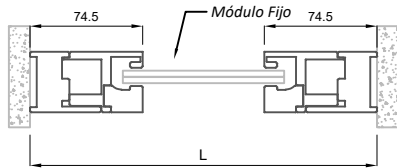


Sección B-B'

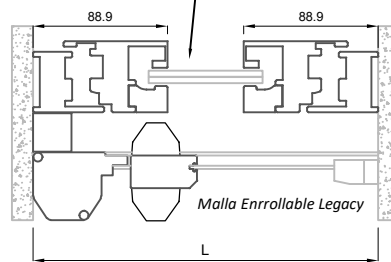


Abatible exterior con Malla enrollable Legacy / Marco FI-4908

Sección A-A'



Sección B-B'



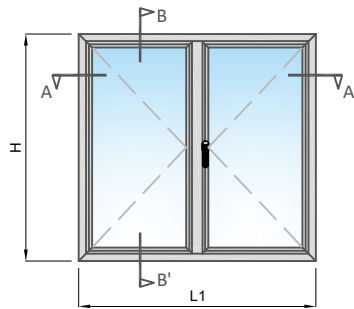
Slim Ventana

Escala 1:5

Abatible doble exterior

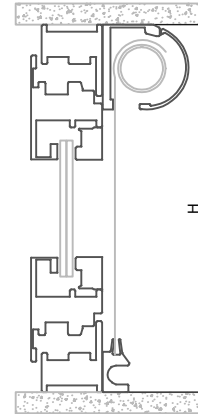
Nota:

- La malla es opcional.



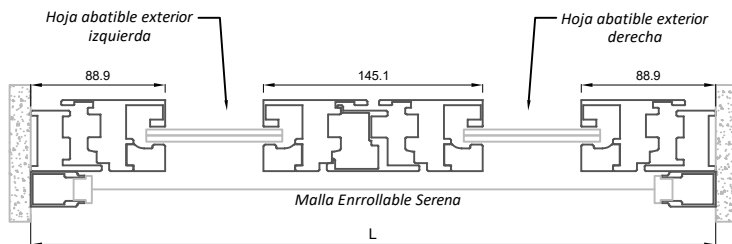
Abatible exterior con malla enrollable Serena Marco FI-4908

Sección B-B'



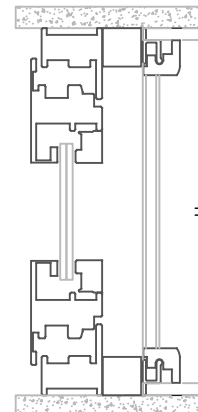
Abatible exterior con Malla enrollable Serena / Marco FI-4908

Sección A-A'



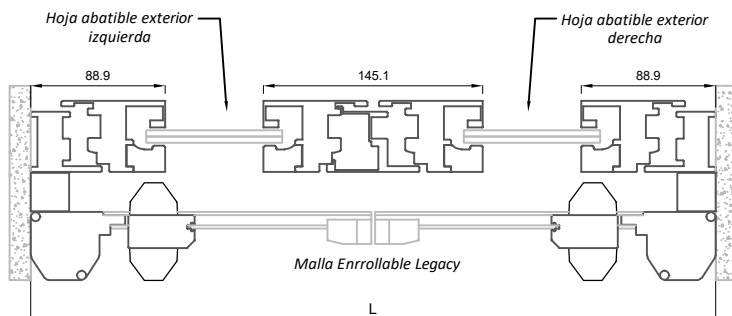
Abatible exterior con malla enrollable Legacy Marco FI-4908

Sección B-B'



Abatible exterior con Malla enrollable Legacy / Marco FI-4908

Sección A-A'



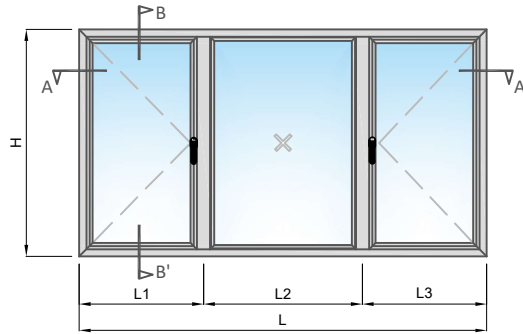
Escala 1:5

Slim Ventana

Abatible exterior + Fijo Central

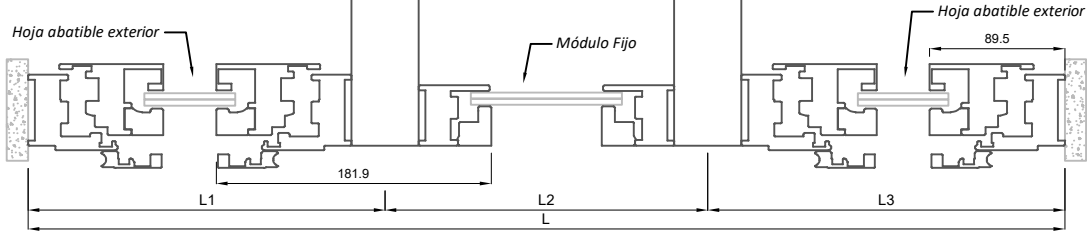
Nota:

- La malla es opcional.



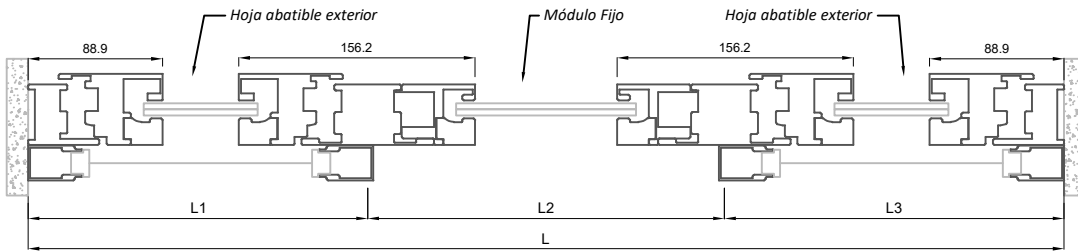
Abatible exterior con malla fija / Marco FI-5367

Sección A-A'



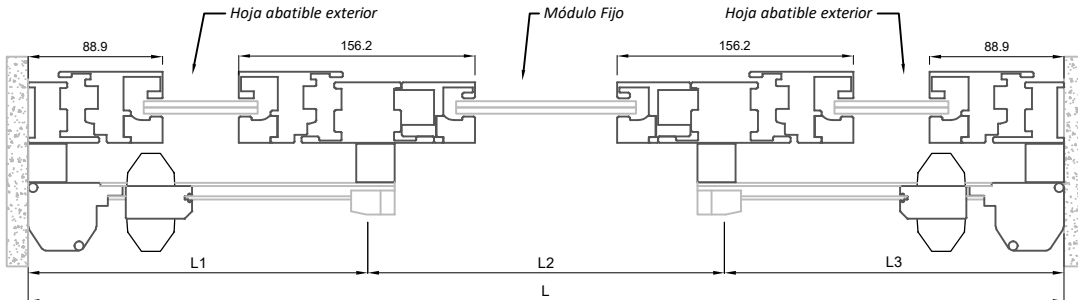
Abatible exterior con Malla enrollable Serena / Marco FI-4908

Sección A-A'

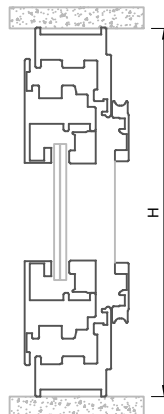


Abatible exterior con Malla enrollable Legacy / Marco FI-4908

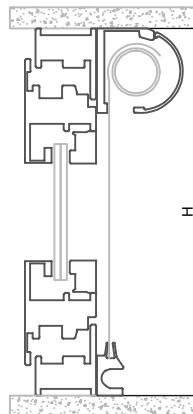
Sección A-A'



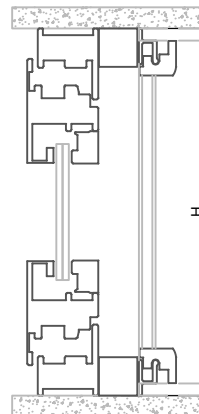
Abatible exterior con malla fija
Marco FI-5367
Sección B-B'



Abatible exterior con malla enrollable Serena
Marco FI-4908
Sección B-B'



Abatible exterior con malla enrollable Legacy
Marco FI-4908
Sección B-B'



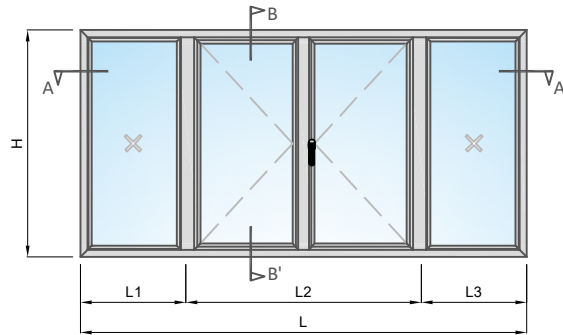
Slim Ventana

Escala 1:5

Abatible doble exterior

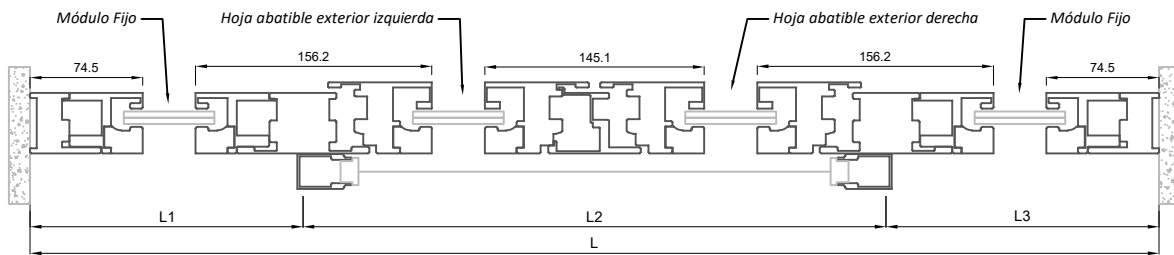
Nota:

- La malla es opcional.



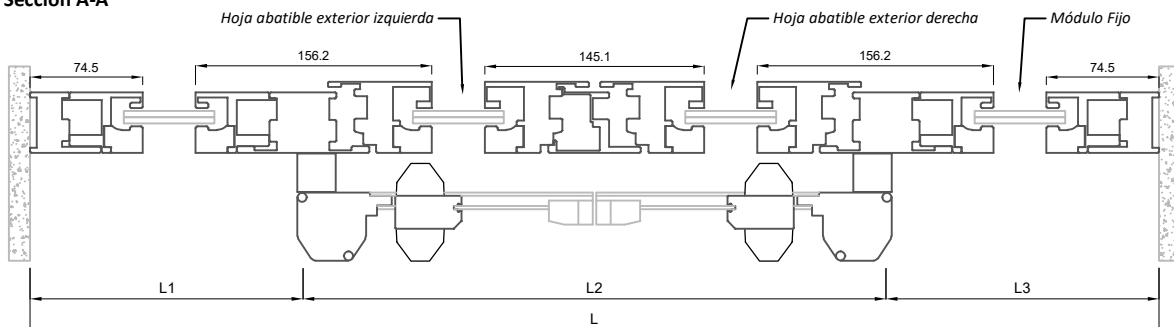
Abatible exterior con Malla enrollable Serena / Marco FI-4908

Sección A-A'

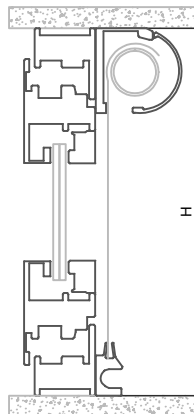


Abatible exterior con Malla enrollable Legacy / Marco FI-4908

Sección A-A'



Abatible exterior con malla enrollable Serena Marco FI-4908
Sección B-B'



Abatible exterior con malla enrollable Legacy Marco FI-4908
Sección B-B'

